

Q4 and 2018 CORPORATE FACT SHEET

FOUNDED	1997
NASDAQ TICKER	ALGN
HEADQUARTERS	San Jose, CA
EMPLOYEES	11,657
ANNUALIZED REVENUES*	\$2.0B



Align Technology is a global medical device company engaged in the design, manufacture and marketing of the Invisalign® system, the most advanced clear aligner system in the world, and iTero® intraoral scanners and services for orthodontic and restorative dentistry. Align's products help dental professionals achieve the clinical results they expect and deliver effective, cutting-edge dental options to their patients.

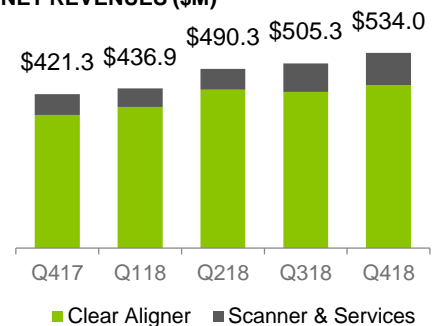
INVISALIGN CLEAR ALIGNERS

The Invisalign system is used for straightening teeth with a series of custom-made aligners for each patient. Invisalign treatment is offered in over 100 countries across the globe. Invisalign treatment is prescribed to teenage and adult patients through Invisalign-trained orthodontists or general practitioner dentists (GP dentists). Patient pricing for Invisalign products is determined by the doctor, depending on the treatment plan.

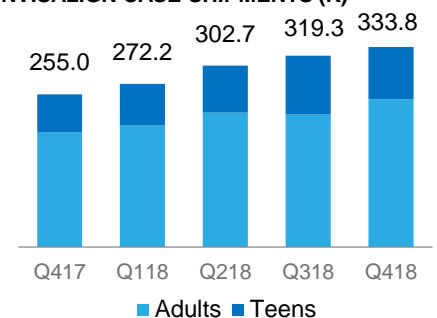
ITERO SCANNER AND SERVICES

The iTero Element scanner uses patented parallel confocal imaging technology to capture an accurate 3D digital impression image of the patient's dentition. The 3D digital file can then be used for various procedures and services including, milling of restorative units such as crowns, implant abutments, and orthodontic workflows. Only the iTero intraoral scanner models feature Invisalign treatment applications.

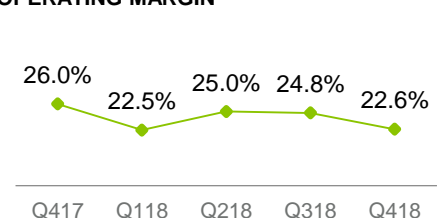
NET REVENUES (\$M)



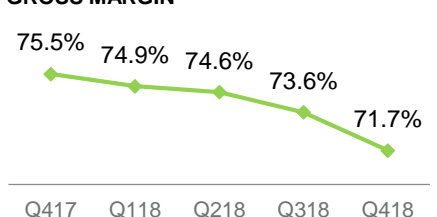
INVISALIGN CASE SHIPMENTS (K)



OPERATING MARGIN



GROSS MARGIN



BUSINESS HIGHLIGHTS (cumulative)

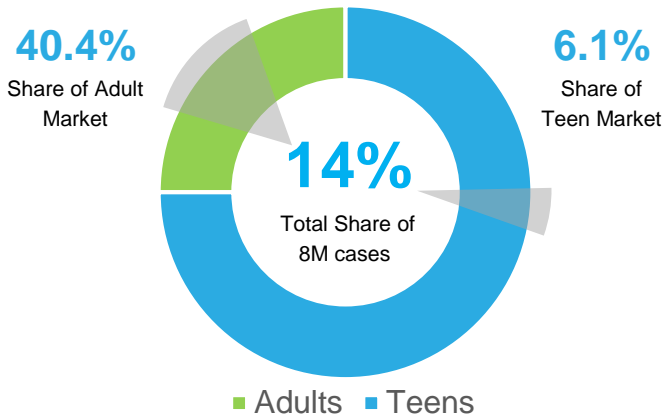
506M+ TOTAL ALIGNERS SHIPPED ⁽¹⁾	151,955 INVISALIGN TRAINED DOCTORS	6.4M PATIENTS TO DATE
380K+ ALIGNERS MADE PER DAY ⁽²⁾	78,040 ACTIVE INVISALIGN DOCTORS*	872 PATENTS ISSUED (449 U.S., 423 Int'l)

*Rolling four quarters. (1) Includes all aligner appliances. (2) Average over two quarters.

Q4 and 2018 CORPORATE FACT SHEET

SERVED AVAILABLE MARKET SHARE

Invisalign is applicable to 8M of the total 12M orthodontic case starts each year



FINANCIAL HIGHLIGHTS

Based on 2018 financial information

Net revenues	\$2.0B
- Clear aligner	\$1.7B
- Scanner & services	\$275.0M
Invisalign cases shipped	1.2M
Gross margin	73.6%
Operating margin	23.7%
Net profit	\$400.2M
EPS, diluted	\$4.92
Cash & investments	\$744.5M
Free cash flow	\$331.4M

REVENUE MIX

Based 2018 net revenues of \$2.0B

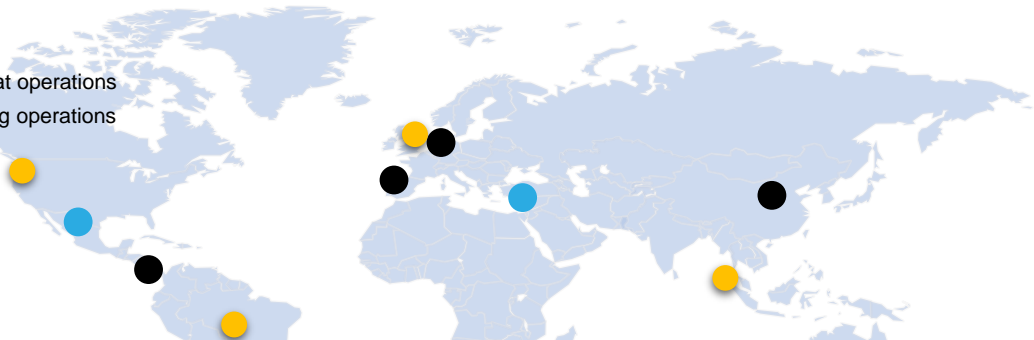


GEOGRAPHIC MIX

Based on 2018 Invisalign shipments of 1.2M



- Align offices
- Invisalign treat operations
- Manufacturing operations



ALIGN OFFICES:

Global Headquarters
Align Technology, Inc.
2820 Orchard Parkway
San Jose, California 95134
Tel: 408 470 1000
Fax: 408 470 1010

EMEA Region Headquarters
Align Technology B.V.
Arlandaweg 161
1043HS Amsterdam,
The Netherlands
Tel: +31 (0) 20 586 3600
Fax: +31 (0) 20 586 3751

APAC Region Headquarters
Invisalign Singapore Pte Ltd
491B River Valley Road
#08-01/04 Valley Point
Singapore 248373
Tel: +65 6690 3997
Fax: +65 6737 1766

LATAM Region Headquarters
Align Technology do Brasil Ltda
Rua Bandeira Paulista 600
Itaim Bibi São Paulo
SP 04532-001 Brazil
Tel: +55 (11) 3054-3880

CONTACT US

For Corporate Inquiries
www.aligntech.com/investors or investorinfo@aligntech.com
For Patients
Invisalign patient please call 1-888-822-5446 for assistance

For Dental Professionals
North American doctors: provider.invisalign.com
International doctors: internationaldoctors@aligntech.com